

BACK TO FUTURE THE MUSICAL



VISUAL STORY

FOR

BACK TO THE FUTURE THE MUSICAL

ADELPHI THEATRE

TABLE OF CONTENTS

About This Visual Story	3
General Content Advisory	3
Show Times & Details	4
The Adelphi Theatre	
Getting to the Adelphi Theatre	5
Arriving	6
Inside the Foyer	7
Going to your seats	8
Inside the Theatre	12
The Show	13
General Access Information at the Adelphi	14

ABOUT THIS VISUAL STORY

This visual story is written to help you prepare for your visit to the **Adelphi Theatre**, to see **Back to the Future The Musical**. We're really excited to welcome you!

This resource will help you get to know the venue and what you can expect during your visit. You can find more information online here.

If you would like any more information or have any questions, then please get in touch at at.manager@adelphitheatre.co.uk

GENERAL CONTENT ADVISORY

Live theatre is exciting. It can be loud, bright, shocking at times, and occasionally some of the effects we use, or the themes our show explores, can be upsetting or surprising.

Please be aware that while this is a relaxed performance and we have made significant adjustments to sound and lighting, there will still be parts of the show that generate 1.21 gigawatts of spectacle.

Some of it will be loud and bright, and might still be challenging.

Whilst we want to make the show as accessible as possible for you, we also think it's important to give you the full, electrifying Back to the Future experience. The show is big, loud and exciting – sometimes at 88 miles per hour! – and we want you to be able to enjoy that as fully as possible, while still feeling comfortable and safe.

There is a Visual Story and this Sensory Synopsis to help you prepare and let you know where the more overwhelming parts in the show are.

There is a range of other support in place, including:



- ✓ Booking support to help you book the right seats for your group's needs
- ✓ Resources available to help you prepare - Visual Story and Sensory Synopsis
- ✓ Adjustments to sound and light
- ✓ House lights will be kept on (but low) during the performance
- ✓ Building adjustments and chill out zones around the theatre
- ✓ Friendly staff, cast and theatre teams who have received training on how they can support you
- ✓ Relaxed theatre rules
- ✓ An invitation to come and go as you need, and enjoy the show

Remember, if you're overwhelmed at any time, you can do whatever helps you. You can go out of the auditorium temporarily and come back in when you are ready; you can wear noise-cancelling headphones; you can move to a different part of the room; you can play with a fidget toy or gadget.

Whatever helps you is ok and Hill Valley will welcome you!

You can see the [trailer here](#)

This production features:

- ✓ Bright lights, flashes, lightning effects
- ✓ Themes of bullying and exclusion
- ✓ Live music and sound effects that are loud.

SHOW TIMES & DETAILS

The theatre building will open at 1.30pm. Between 1.30pm - 2pm, you will not be able to enter the auditorium, but you can still buy drinks and merchandise in the foyer area, bars and use the toilets.

The auditorium will be open from 2pm.

The show starts at 3pm.

The running time is: 2 hours, 45 minutes including a 20-minute interval (a break in the middle of the play).


If you would like any more information or have any questions then please contact the Box Office on 020 7836 1166 or by emailing customer.relations@lwtheatres.co.uk


THE ADELPHI THEATRE


GETTING TO THE ADELPHI THEATRE


The Adelphi Theatre is on The Strand, in central London.

Getting to the Adelphi Theatre

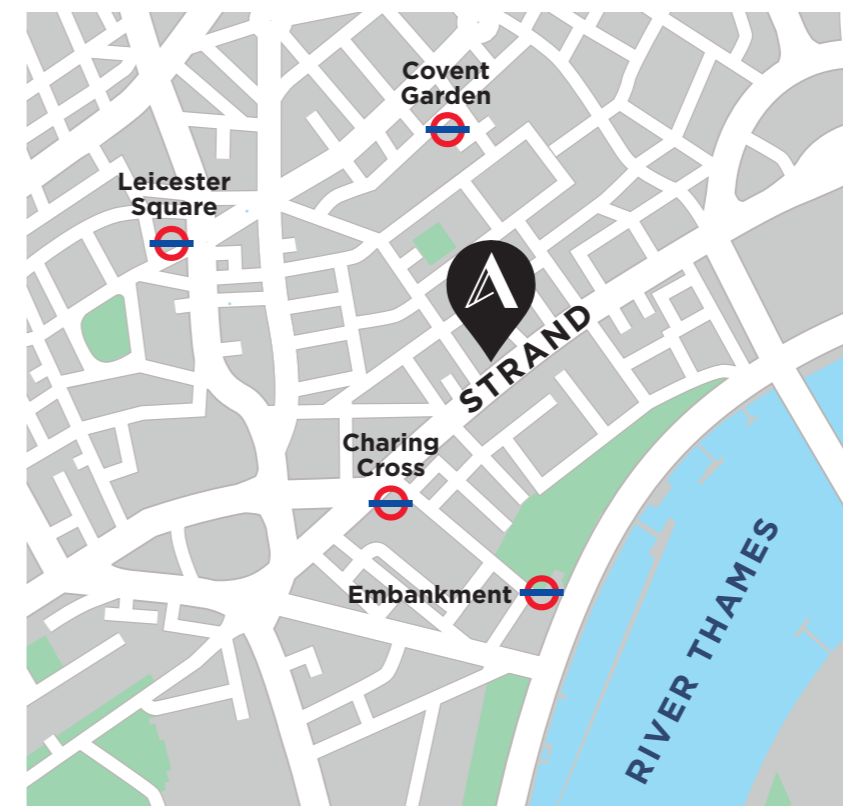
Travel by Underground
 The nearest underground stations to the Adelphi Theatre are Covent Garden (Piccadilly line), Charing Cross (Northern and Bakerloo lines) and Embankment (District and Circle lines).

Travel by Bus
 London bus routes that operate in the area are 6, 9, 11, 13, 15, 23, 87, 91, 139, 176

Travel by Rail
 The nearest station to the theatre is Charing Cross.

Travel by Car
 The nearest car parks are in Covent Garden and Leicester Square. The daily Congestion Charge for Central London applies.

- ✓ By Tube - The nearest underground stations are Embankment, Charing Cross and Covent Garden
- ✓ By Train - The Adelphi is a short walk from Charing Cross Station.
- ✓ By Bus - The buses that come the closest are the 6, 9, 11, 13, 15, 23, 87, 91, 139, 176.
- ✓ You can see information on [getting to the theatre here](#).



You can see on [Google Maps here](#).

You can find more information about the [Adelphi Theatre online here](#).


THE ADELPHI THEATRE

ARRIVING

The Adelphi looks like this from the outside.

When you arrive, there might be a queue of people outside.

Someone on the door might ask to check your bags.



As you enter someone from the Front of House team will welcome you and ask to scan your tickets.

INSIDE THE FOYER



You will then enter the foyer which looks like this. The foyer can get quite busy. There are different booths and signs that make it look like Hill Valley Mall, in the theme of the show.



There is a cloakroom where you can leave your coats and bags.

GOING TO YOUR SEATS

You will be able to go through into the auditorium at 2pm which is an hour before the show starts.

Stalls

You can enter through these doors if you are sitting in the **Stalls**.

There will be Front of House staff showing you where to go.



There are toilets and a bar downstairs from the foyer.



The Jessie Matthews Bar.




Downstairs toilets.

Dress Circle

If you are sitting in the Dress Circle, you will go up the stairs that are on the left hand side of the foyer as you enter.

There are signs and staff that can show you where to go.

The Dress Circle has a bar.



There is also a stand where you can get ice cream and buy merchandise.

There are stairs up to the Dress Circle from the bar.



Upper Circle

If you are sitting in the Upper Circle you will go up a different set of stairs.

INSIDE THE THEATRE (THE AUDITORIUM)



The inside of the theatre is called the auditorium. It is a very big room, with a stage at the front. There are three levels, and the seats are all red velvet.

This is what it looks like if you stood on the stage.




THE SHOW

You can see more about the content of the show in the Sensory Synopsis.

Before the show starts, some of the cast members will come out to welcome you to the performance. Then the show will begin.

The set for the show is very bright and looks like this.



Remember, during the show you are welcome to come and go as you need to.



There are Chill Out Zones in the theatre where you can go if you need to take a break.

GENERAL ACCESS INFORMATION AT THE ADELPHI

MOBILITY



✓ There is step-free access through the Main Entrance, to access the Stalls.

✓ Please be aware that reaching the Dress Circle or the Upper Circle requires using stairs.



✓ Wheelchair access is through the main entrance.

✓ Additional provision has been made to accommodate 10 wheelchairs.

✓ PLEASE book your wheelchair space in advance, as we can't guarantee there will be space on the day and we don't want you to travel to the theatre and be disappointed.

✓ If you are not sure if you have bought a wheelchair park or transfer seat, please check with the Box Office on 020 7836 1166



✓ <https://www.parkingforbluebadges.com/>

✓ Westminster Council's Blue Badge Parking

✓ Blue Badge Parking (Crowd Sourced info)

TOILETS



✓ There is an accessible toilet on the ground floor.



✓ There are toilets on all levels of the theatre.

HEARING & SEEING



✓ The Adelphi uses Gala Pro – an app for accessibility, which enhances your experience at live performances. You can use the app to enjoy the show with subtitles, audio description and closed captioning. All services are provided in real-time. Please follow the link for full details:

<https://lwtheatres.co.uk/gala-pro/>



✓ We welcome all service dogs at the Adelphi. We allow them to be in the auditorium or we are happy to look after them in one of the bars whilst you enjoy the performance. If you are bringing a service dog, please ensure that you contact us prior to your visit on: 020 7836 1166 or email: at.manager@adelphitheatre.co.uk

If you have specific needs, requirements or would like any further information, please contact us at: at.manager@adelphitheatre.co.uk



BACK TO FUTURE THE MUSICAL



DESIGNED BY

**DEW
YNT
ERS**

WRITTEN BY A RELAXED COMPANY, FEBRUARY 2023
www.arelaxedcompany.com